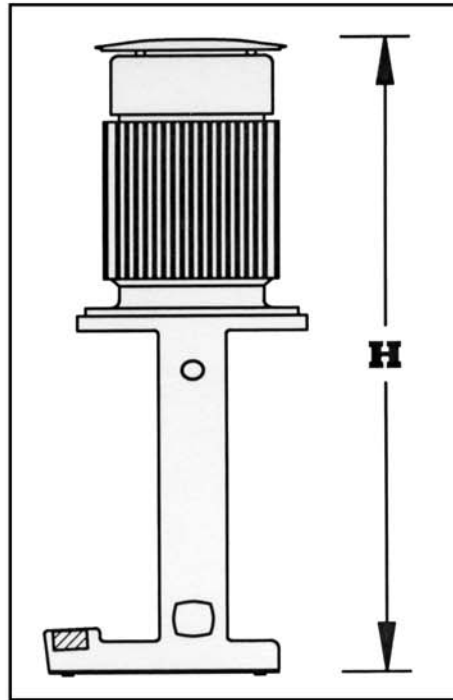
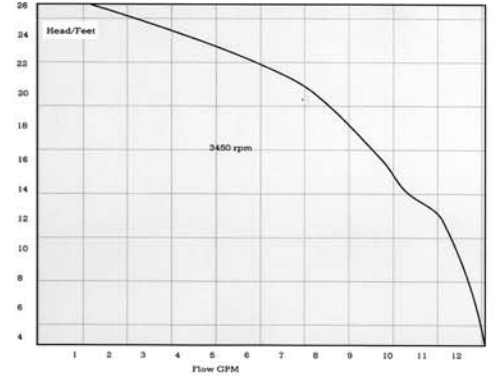




Electric motor driven 3 phase ink pump. 230/460-3-60 voltage. European ex(e)G4 explosion-proof motor. Fan cooled & Lightweight. Nylon coated column for easy cleaning. Full flow bypass/mixing system. Stainless steel hinged lid, discharge tube, extension shaft and end plate. 5 gallon container included.



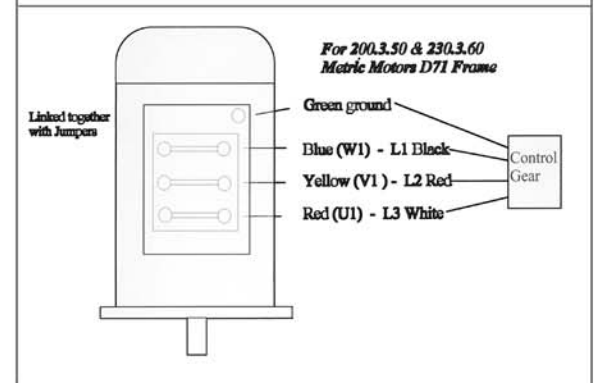
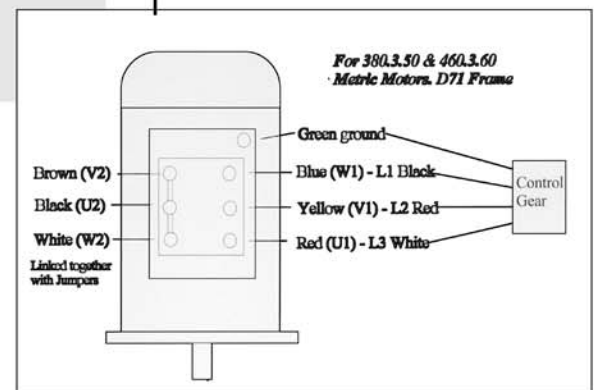
- Parts**
- 022 Stainless end plate
 - 1-16 Gasket
 - 007 Nylon coated column
 - 091 Impeller
 - 017SS Stainless shaft
 - 075 Stud coupling (2)
 - 072 Stainless discharge tube
 - 034 Stainless hinged lid
 - 073 Bypass
 - 101 Ball Valve (2)
 - 074 Return tube
 - 076 Backnut (2)
 - 1029 Hosetail
 - 6-2086 Electric Motor

Model	In	mm	Ibs	Kg
2081	21.5	550	37	17
2082	24	605	41	19
2084	23.5	595	44	20
2086	23.75	600	39	18
2090	23.5	595	47	21

Rotation ** Important



The motor fan should run CW



Powerwise

Ink Pumps

2700 West 21st Street, Erie, PA 16506 USA
 Tel: 814 833 3715 Fax : 814 838 3850
 e:mail:sales@powerwise.com
 Website www.powerwise.com